



SOLUTIONS TO STORMWATER POLLUTION

EASY THINGS YOU CAN DO EVERY DAY TO PROTECT OUR WATER

WHAT IS STORMWATER RUNOFF?

Stormwater runoff occurs when precipitation from rain or snowmelt flows over the ground. Impervious surfaces like driveways, sidewalks, and streets prevent stormwater from naturally soaking into the ground.

Help Protect Stetson Pond



Stormwater can pick up debris, chemicals, dirt and other pollutants and flow into a storm sewer system or directly into a lake, stream, river, wetland, or coastal water.

Anything that enters a storm sewer system is discharged untreated into the waterbodies we use for swimming, fishing, and providing drinking water.

Please Remember -

Most of Pembroke's storm drains do not provide any significant treatment for the removal of pollutants.

Anything dumped into the stormwater system flows directly to our local waterways.

Stormwater pollution is one of Massachusetts' greatest threats to clean and plentiful water, and that's why we're all doing something about it.

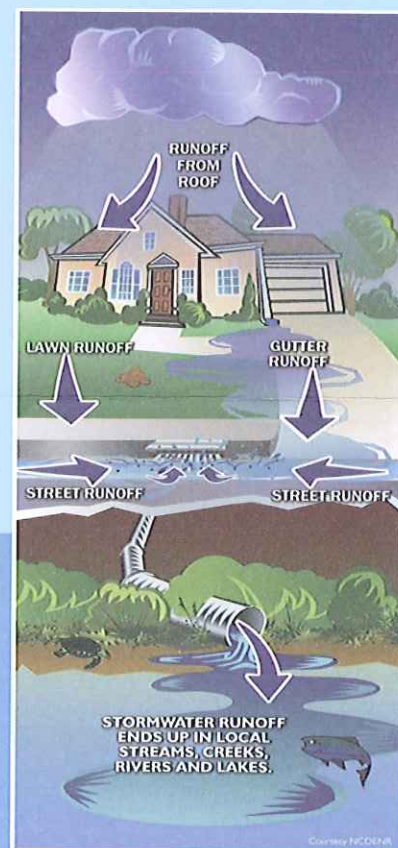

Pollution on streets, parking lots and lawns is washed by rain into storm drains, then directly to our drinking water supplies and the ocean and lakes our children play in.

By sharing the responsibility and making small, easy changes in our daily lives, we can keep common pollutants out of stormwater. It all adds up to cleaner water, and it saves the high cost of cleaning up once it's dirty.

Where Does it Go?



If dumped in our storm drain systems, fertilizer, oil, pesticides, detergents, pet waste, and grass clippings can end up in our streams, ponds and lakes.



Ways You Can Help Prevent Stormwater Pollution

EASY THINGS YOU CAN DO EVERY DAY TO PROTECT OUR WATER

Hazardous Waste & Solvent Management

- Dispose of excess oil-based paints during household hazardous waste collection days.
- Store substances properly.
- Do not pour any hazardous products down a storm drain. Storm drains are usually connected to local waterbodies.

Don't Litter!

- Place Litter in trash receptacles.
- Recycle. Recycle. Recycle.
- Participate in community cleanups.

Lawn & Garden

- Use fertilizers and pesticides sparingly.
- Compost or recycle yard waste, keep leaves and grass out of storm drains.
- Sweep up yard debris, rather than hosing down areas.



Pet Waste Management

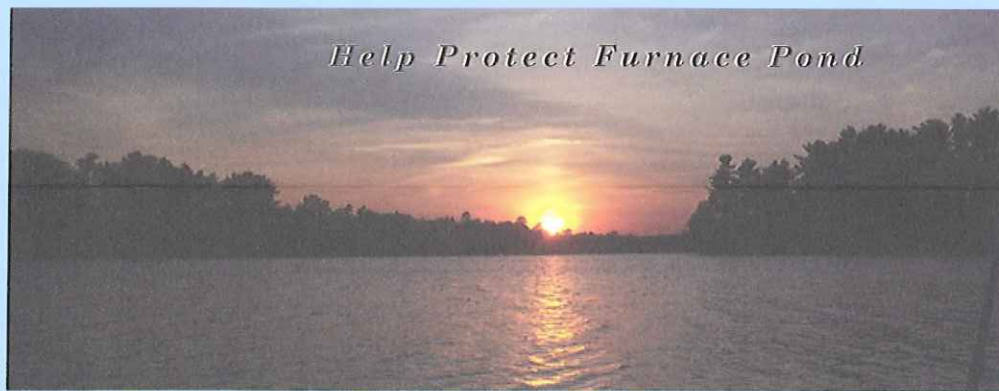
- When walking your pet, pick up the waste and dispose of it properly.
- Flushing pet waste is the best disposal method.
- Do not dispose of pet waste near storm drains, culverts, ditches or waterbodies.
- Animal waste contains a high concentration of nutrients as well as bacteria and disease-causing microorganisms that can cause problems.

Vehicle Maintenance & Repair

- Use a commercial car wash, or wash your car on a lawn or unpaved surface to minimize the amount of dirty, soapy water flowing into the storm drain, culvert or ditch.
- Check your car, boat, motorcycle and equipment for leaks and spills.
- Recycle used oil and other automotive fluids at participating service stations.
- Don't dump these chemicals down the storm drain, in culverts or ditches, or dispose of them in your trash.



Help Protect Furnace Pond



There are a number of waterbodies in the Town of Pembroke that have been listed as impaired waters based on historic water testing, these include:

- | | |
|---------------------|--------------------------------|
| • Indian Head River | • Oldham Pond |
| • North River | • Lower & Upper Chandler Ponds |
| • Furnace Pond | • Silver Lake |
| • Stetson Pond | • Great Sandy Bottom Pond |



Sponsored by:

PEMBROKE

DPW

Public Notice: Field crews will be out surveying and sampling the Town's stormwater structures this Spring & Summer 2014.

It is everyone's responsibility to help keep our water supply safe and clean.

Please feel free to report all issues, concerns and violations to the Health Agent:

Lisa Cullity
100 Center Street
Pembroke, MA 02359
(781) 293-2718

www.pembroke-ma.gov